



BIENNIAL REPORT 2022

The most comprehensive and in-depth review of **state emergency management and homeland security** available.



The National Emergency Management Association (NEMA) would like to thank the emergency management agencies of the 50 states and the District of Columbia for the significant time and effort put forth to provide key data for the NEMA 2022 Biennial Report. Because of their long-standing commitment to sharing agency information, NEMA can continue the tradition of the biennial report for the twenty-third time.

We would also like to thank our extremely generous sponsors for their support of emergency management, and the biennial report.



What's Inside:

Message from the President	4
Government Authority in Disasters	6
Role of Government	6
Role of the Governor	6
State Emergency Management Appointments	7
Laws Impacting Emergency Management	7
Who Can Issue an Emergency Declaration for an Impeding Event	8
Who Can Issue a Mandatory Evacuation.....	8
State Emergency Management Agencies	9
How FY2022 Operating Budgets are Funded.....	9
State Emergency Management Staffing Levels	10
Who Serves as the State Administering Agency	10
State Homeland Security Offices	11
State Homeland Security Staffing Levels.....	12
How State Homeland Security Offices are Funded	12
How State Homeland Security Grants are Allocated	13
Emergency and Disaster Declarations	14
Emergency Management in a COVID-19 Pandemic.....	14
State and Federal Declarations.....	15
Paying for Non-Federal Portion of Federal Assistance Programs	16
FEMA Public Assistance Program.....	16
FEMA Hazard Mitigation Grant Program	17
State Funded Disaster Assistance Programs	18
Mitigation and Resilience	19
Emergency Management Performance Grant	20
How EMPG is Allocated to Local Jurisdictions.....	20
Jurisdictions Receiving EMPG Funding.....	20
EMPG Distribution Factors	21
How State-Retained EMPG Funds Are Invested.....	22
Building Capacity: State Level Efforts Supported by EMPG	22
Mutual Aid	23
Emergency Management Assistance Compact (EMAC)	23
Statewide Mutual Aid Agreements	25
Volunteer Resources.....	26
Private Sector/Non-Governmental Resources	26
Tribal Governments.....	27
Charts	28
Governor's Authority	28
State Emergency Management Agency Structures	29
Who Serves as State Administering Agency – Homeland Security Advisor	31
Homeland Security Structures.....	32
State-Funded Disaster Assistance Programs.....	34
How EMPG is Allocated by Percentage	40
Factors Used for EMPG Allocation	41
How State-Retained EMPG Funds are Invested	43
Statewide Mutual Aid Agreements and Authorities.....	45
Legal Authority to Deploy Volunteers as Mutual Aid Resources	46
Legal Authority to Deploy Private Sector/Non-Government as Mutual Aid Resources	47



A Message from the NEMA President

On March 11, 2020, the World Health Organization declared COVID-19 a pandemic. Over one million Americans have died as a result. More than two years later, the NEMA 2022 Biennial Report is published as the United States, and countries around the world, continue to respond to COVID-19 although we are hopeful the pandemic is nearing the endemic stage.

In 2020 and for the first time in U.S. history, every state and territory received a Robert T. Stafford Disaster Relief and Emergency Assistance Act federal disaster declaration through the Federal Emergency Management Agency (FEMA) thereby allowing critical, and record amounts of federal resources and funding to flow to state and local governments to respond to and recover from COVID-19.

This has been an unprecedented time for state emergency management agencies and the entire profession. Yet, our collective resolve has never been stronger and as always, emergency management has answered the call. While state elected officials have approached the pandemic differently, every emergency management agency has played a key role in supporting the state public health response.

During COVID-19, emergency managers activated their emergency operations centers and coordinated the multi-agency response; procured and distributed personal protection equipment; set up alternate care sites when hospitals were overwhelmed; provided supply chain operational awareness; provided logistics and operations support to state vaccination sites; and coordinated with FEMA on disaster assistance funding and state reimbursement.

Simultaneous to the pandemic response, states were challenged with an ever-increasing frequency and severity of disasters. Since the last Biennial Report was published in 2020, state and local governments responded to 21,482 emergency events on their own and without federal assistance. States also provided mutual aid assistance to each

other through the Emergency Management Assistance Compact (EMAC). Since January 2020, EMAC has been used to respond to hurricanes, historic tornadoes, wildfires throughout the West, and severe winter storms — all this on top of the pandemic.

As the current president of NEMA, I could not be prouder of our profession and the important work that we do on behalf of our governors and citizens each and every day. It's been a difficult time, both mentally and physically, for all those involved in disasters and public health emergencies over the past two plus years. As a result, emergency management has experienced significant numbers of retirements, turnover, and employee burnout. Yet we're still standing — and we are resilient.

I want to thank my state emergency management director colleagues and their staffs who took the time, when there was none, to provide data for the 2022 Biennial Report. The information is used to educate and generate support for emergency management programs with governors, legislators, members of Congress and other decision-makers. It also provides model practices that can be replicated between states. The information sharing and support network that exists between state emergency management agencies through NEMA is invaluable.

I'd also like to thank our 2022 Biennial Report sponsors: **Amentum, Dataminr, EDS, IEM, Guidehouse, and Universal Storage Containers.** This snapshot of state emergency management is made possible through the generosity of our private sector partners and their support of NEMA.



Erica Bornemann, MPA
NEMA President and Director | Vermont Emergency Management

Government Authority in Emergencies and Disasters

Role of Government

Emergency management is an essential government service. Its purpose is to apply resources and efforts to mitigate, prevent when possible, protect where feasible, and to respond and recover from all threats and hazards that impact the safety and security of the nation.

Emergencies and disasters can pose both short and long-term public policy challenges including continuity of government, public health, economic development, the environment, agriculture, and technology. In addition to natural disasters, emergency management must deal with complex issues like climate change; cybersecurity; countering terrorism; critical infrastructure interdependencies; pandemics and infectious disease outbreaks; and school safety. While not necessarily the lead agency in every event, emergency management is responsible for coordinating the overall state response. Having an effective emergency management system in place can help minimize the potentially devastating impact from emergencies and disasters.

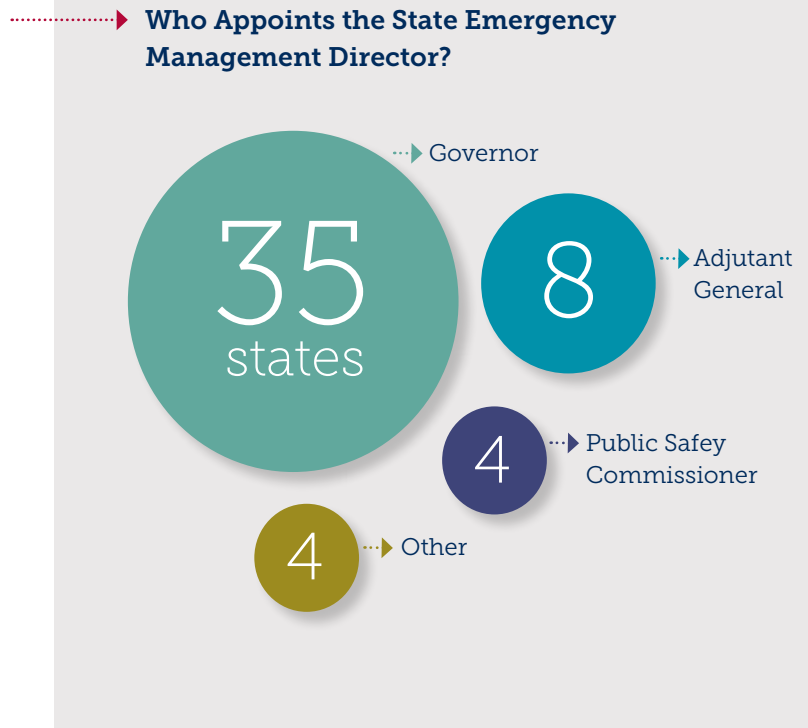
Role of the Governor

In these times of increasing complexity and the proliferation of risks and hazards faced by the American public, including pandemics, a governor's authority to provide leadership and make life safety decisions is paramount. From declaring emergencies, activating the state emergency operations plan, making state resources available to assist local government, and deploying the National Guard, these are just a few of the actions that governors must have the authority to take. **Protecting the safety and well-being of citizens is the most important role a governor can perform.** This starts with ensuring the state emergency management program is led by competent professionals.

State Emergency Management Appointments

The state emergency management director is appointed by the governor in **35 states**.¹ This is a testament to the importance of the position in state government as a trusted advisor to the governor.

In **14 states**, the emergency management director also serves as the homeland security advisor. The State Administering Agency (SAA) designation lies with the emergency management director in **32 states** and in **15 states** the combined emergency management/homeland security advisor is the SAA. The SAA has responsibility for the administration of federal emergency management and homeland security grant programs.



Laws Impacting Emergency Management

In 2021 and continuing in 2022 as an outcome of the COVID-19 pandemic, more than 30 states and territories had bills introduced in their state legislatures that would seek to limit the governor’s emergency powers.

Many of these bills focus on limiting the length of time an emergency declaration remains in place; requires the approval of the General Assembly to extend an emergency declaration; limits the governor’s ability to suspend statutes and regulations during disasters; provides the legislature the authority to direct federal funding coming to states for disaster recovery programs; and changes the definition of the term “disaster” and “emergency.” At the time of Biennial Report publication, the status of many of these bills is unclear given their legality is being decided in the court system; therefore, NEMA has not included that information in the 2022 report.

¹ For this report, the term 'state' refers to all 50 States and the District of Columbia that completed the NEMA 2022 Biennial Survey.

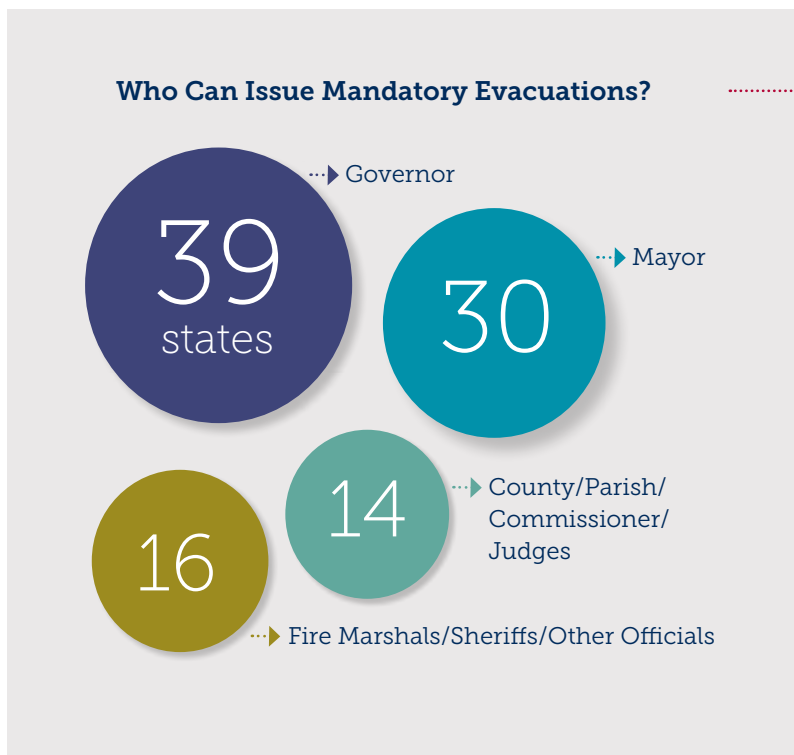
Laws Impacting Emergency Management (continued)

Who Can Issue an Emergency Declaration for an Impending Event?

In 50 states the governor has the authority to issue an emergency declaration in advance of an impending event.²

In 42 states the governor may issue an emergency declaration in advance of a National Special Security Event, such as a presidential inauguration, national political party convention or any other function that could be considered high-profile to a potential terrorist attack.

Having the ability to pre-position resources and take other precautionary measures will save time, and possibly lives, if the event escalates into an actual disaster or emergency.



Who Can Issue a Mandatory Evacuation?

Moving people out of harm's way through evacuation is a tenuous yet important tool for state and local elected and appointed officials. It can save the lives of citizens and the first responders who may be put in danger trying to rescue those in dire situations.

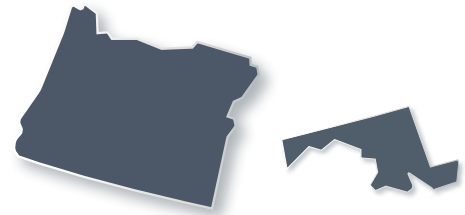
There are **39 states** that have codified in law the authority for the governor to issue mandatory evacuation orders.

² Refer to chart: Governor's Authority

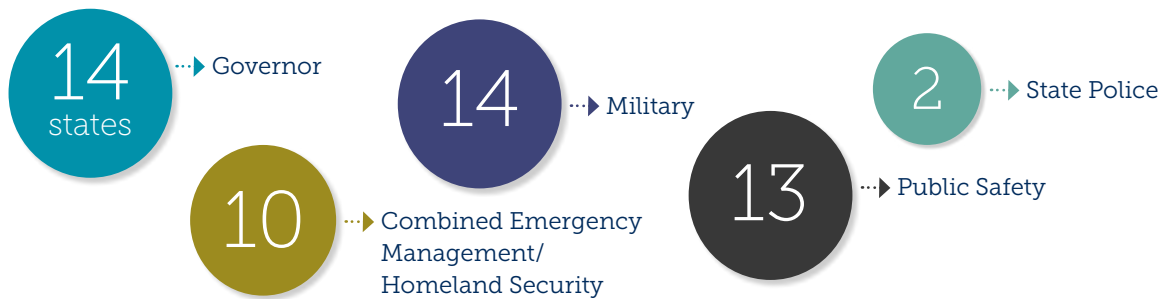
State Emergency Management Agencies

The location of the emergency management function within government varies among states.

Two states, **Maryland and Oregon**, are currently implementing major reorganizations to elevate state emergency management to a standalone department reporting to the chief executive. This enhances the ability of emergency management to coordinate across state government to build resilience and speed disaster response. With the increasing severity and number of disasters it is imperative that state emergency management have a direct line of communication to the governor and have the authority to respond and adapt quickly to changing conditions. Having layers of reporting structures can delay lifesaving actions.³



Under Which Department is the Emergency Management Agency Organized?



How FY 2022 Operating Budgets are Funded

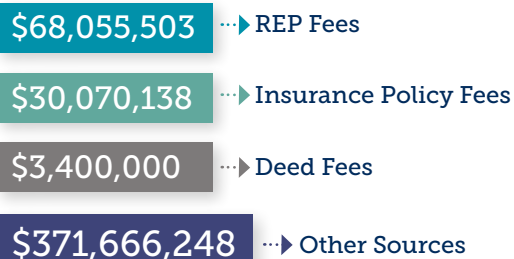
State emergency management agency budgets, appropriated by state legislatures, vary widely depending on the size of the state population, frequency of disasters, and economic stability. A state budget on the lower end in FY22⁴ is an estimated \$589,000.00. On the other end of the scale is a state emergency management budget topping \$351 million dollars.

The total dollar amount for state emergency management budgets in FY22 is over \$1.2 billion. That's up from a total of \$652.5 million in FY19. ▶

³ Refer to chart: State Emergency Management Agency Structures
⁴ FY refers to the Federal Fiscal Year throughout the report.

State Emergency Management Agencies (continued)

What other funding sources do some states rely on?



Some states derive revenue for emergency management from other sources such as radiological emergency preparedness/nuclear power plant fees; insurance policy fees; and fees on deeds for flood mapping. Examples of other funding sources include hazardous materials storage fees and fines; 9-1-1 tax revenue; and state emergency response commission support.

State Emergency Management Staffing Levels

The national average is 139 FTEs, indicating a slight increase over the FY19 national average which reported 124 FTE positions. The numbers of staff range across states from 21 to 1,505 proving state capacity varies greatly. Further, many state emergency management agencies are experiencing workforce shortages due to retirements, burnout from the demands of repetitive disasters as well as record numbers of days of emergency operations center activations due to the COVID-19 pandemic response.

2,173

→ Number of full-time equivalents (FTEs) in 19 states with staff solely dedicated to emergency management functions.

4,939

→ Number of FTEs in states with combined emergency management and homeland security staff.

Who Serves as the State Administering Agency?

The SAA is the entity that is eligible to apply for the State Homeland Security Grant Program (SHSGP) and its component parts — Urban Area Security Initiative (UASI), Operation Stonegarden (OPSG), and the Nonprofit Security Grant Program (NSGP).

The SAA is also eligible to apply for the Emergency Management Performance Grant (EMPG) if it's a different entity than the state emergency management agency but must pass through the funding in full to emergency management.

In 32 states, the SAA is the emergency management director or dual title emergency management/homeland security director.⁵

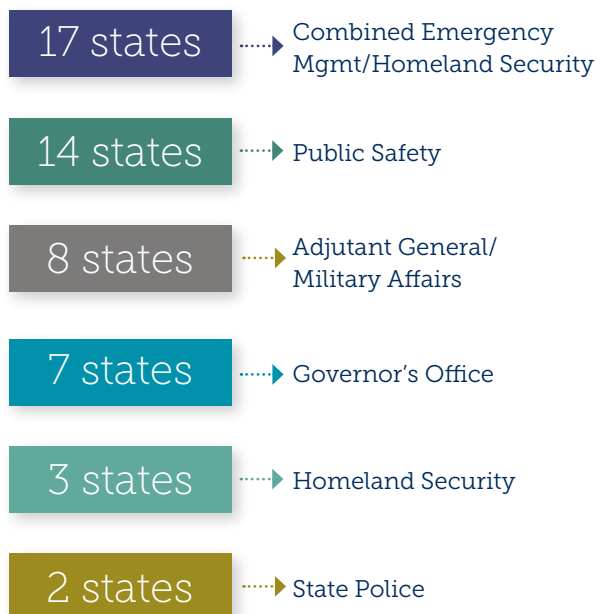
⁵ Refer to chart: Who Serves as State Administering Agency – Homeland Security Advisor

State Homeland Security Offices

Every governor has the responsibility to appoint a single point of contact to serve as the state homeland security advisor (HSA). This individual is recognized by the U.S. Department of Homeland Security (DHS) for implementing homeland security grants and programs.

Emergency management plays a role in this service for **15 states**, whether the lead is the three states that designate their emergency management director or the **12 states** that give the responsibility to the dual title position of emergency management and homeland security director. **In 8 states**, the adjutant general serves in the role. The public safety secretary fills the role in **10 states**. It is a unique appointment in **12 states**. Regardless of whether the HSA is a stand-alone appointment or serves a dual role as the state emergency management director, adjutant general or another position, all parties must work closely with one another.⁶

Under Which Department is Homeland Security Organized?



Who Serves as the State Homeland Security Advisor?



⁶ Refer to chart: Homeland Security Structures - Staffing

State Homeland Security Offices (continued)

State Homeland Security Staffing Levels

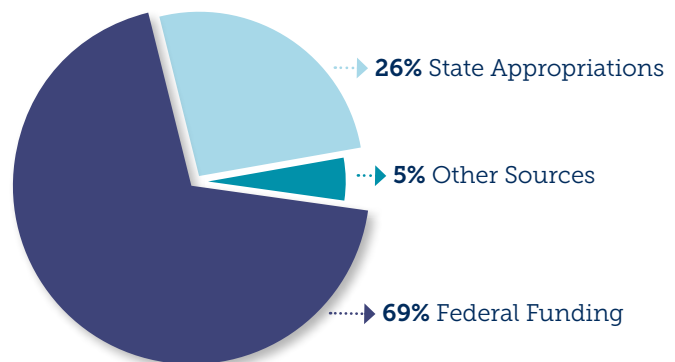
2,329

number of full-time equivalents in 20 states with staff solely dedicated to homeland security functions.

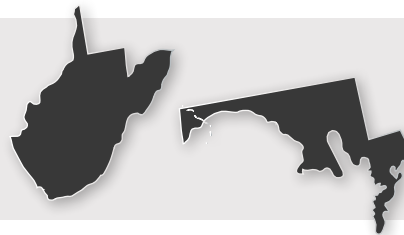
How State Homeland Security Offices are Funded

The issue of domestic terrorism is not new, but over the last two years there has been an increased threat from domestic violent extremism. States large and small have experienced active shooter events with mass casualties, riots, and increased activity by white supremacist groups and militias.

States have responsibilities for evaluating their domestic terrorism threat level; planning and conducting exercises; sharing information and coordinating with the federal government; supporting fusion centers; managing grants; cyber-security; critical infrastructure protection; and citizen preparedness. State homeland security organizations are funded mainly through federal grants.



There are two states, **Maryland and West Virginia**, that fund their homeland security functions through 100% state appropriations.



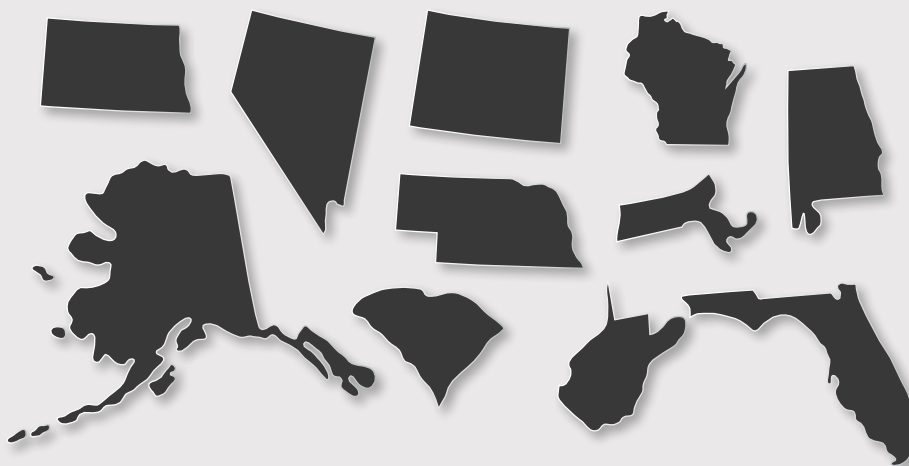
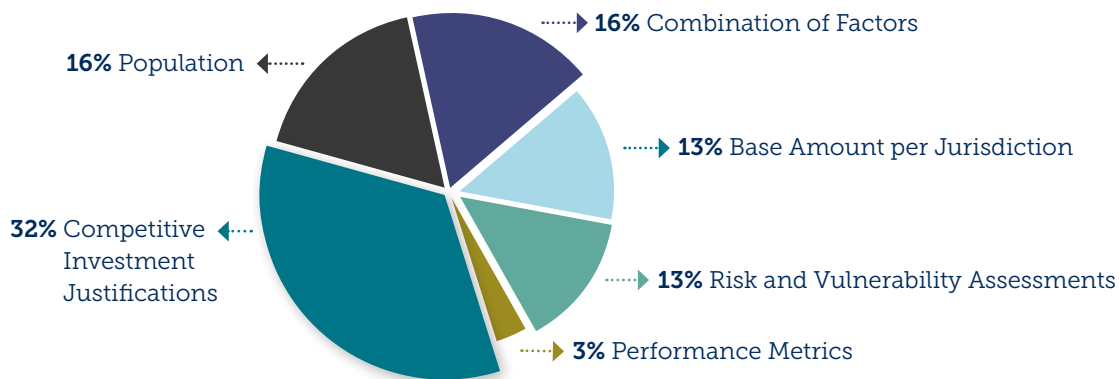
State Homeland Security Offices (continued)

How State Homeland Security Grants are Allocated

Since FY19, the State Homeland Security Grant Program (SHSGP) has been funded by Congress at \$415 million. While funding has remained stagnant, federal requirements have not — with national priorities for the use of SHSGP grants changing regularly along with minimum spending percentages for each national priority.

States use a number of determination factors in allocating homeland security grant funding to local jurisdictions and these have evolved over time to be less population-based and more focused on grant competitive investment justifications. Most states use a combination of the following factors.

How do states allocate homeland security grant funds?



Competitive investment justification is the sole determining factor for allocating homeland security grant funds in Alabama, Alaska, Florida, Massachusetts, Nebraska, Nevada, North Dakota, South Carolina, West Virginia, Wisconsin, and Wyoming.

Emergency and Disaster Declarations

Emergency Management in a COVID-19 Pandemic

No matter the response. No matter the lead. The whole community concept, or multi-agency approach, is proven to work more efficiently and effectively when it comes to responding to and recovering from disasters.

For a pandemic, public health officials and health agencies would be the lead for the effort of the response to provide the advice and counsel on the impacts. But there is always more to a pandemic than aiding the sick or preventing further outbreak. Emergency management brings added resources and skills as a part of the solution.

The following are examples of the tasks that state emergency management agencies may execute in a pandemic/public health emergency. It is not all-inclusive.

Preparedness

- Educate public health partners on the emergency management system and state emergency operations plan
- Plan, train, and exercise in partnership with public health

Response

- State Emergency Operations Center activation; liaison with all involved state agencies
- Coordinate multi-agency Unified Command; interagency coordination across all of government and sectors
- PPE and other resource and supplies procurement, distribution, inventory management, and warehousing
- Supply chain situational awareness and tracking
- Identify and support Alternate Care Sites/Facilities
- Coordinate resources and support for food banks, non-congregate shelters, homeless populations
- Request or provide interstate mutual aid through EMAC
- Identify and address gaps in operations; incident action planning; situational reports
- Coordinate federal funding support; implement FEMA disaster assistance programs and reimbursement
- Private sector and volunteer organizational coordination

Vaccine and Points of Distribution

- Plan development and review; operational analysis
- Logistics planning and coordination
- Site location, setup support, and other wrap-around services including staffing, tents, lighting, signage, security
- Vaccine transportation, redistribution, and security
- Public information messaging; use of the Joint Information System

Recovery

- After action review; capture lessons learned; review and update existing plans and systems
- Long-term equity community planning and capacity planning

Emergency Management Skills

- Coordination Across Government
- Communications
- Logistics/Warehousing
- Procurement/Contracting
- Federal Grant Programs Oversight/Reimbursement

Emergency and Disaster Declarations (continued)

State and Federal Declarations

The increased frequency and severity of weather events provides continuous activity in response and recovery measures. Adding that on top of a global pandemic truly stretches the impact of events and how states respond. The following information outlines the number of state and federal declarations reported in FY21.

83 disasters required a federal major or emergency declaration *(this is inclusive of COVID-19)*

287 emergency declarations were declared by governors in FY21 *(this is inclusive of COVID-19)*

 a 70% increase over FY21

13,704 events required state assets but did not reach the level of a major declaration

 a 40% increase over FY21

Local assets supported more than **7,778** additional events using EMPG funded staff or assets without state or federal support

States, localities, and territories managed **21,482** events without additional federal expenditure last year.

As the Nation was responding to the ever-changing COVID-19 pandemic environment, the FY21 disaster declarations response was in the height of viral surges and vaccination distributions developing a massive event for the country to stop the spread of the virus. States also managed the layers of responsibilities to respond to wildfires, floods, hurricanes, tornadoes, and other weather events that further the impacts to the management of state and federal declarations.

Paying for Non-Federal Portion of Federal Assistance Programs

Declarations catapult the funding needed for disaster response, whether it be for the direct response and recovery measures needed for a community to rebound; or to develop ways to strengthen in mitigation metrics for future disasters.

Traditionally, the FEMA Public Assistance and FEMA Hazard Mitigation Grant Programs both provide grants that require the federal government pay not less than **75 percent** of eligible costs. The other **25 percent** must come from the state and/or local governments or may come from certain private nonprofit organizations.

FEMA Public Assistance Program

In determining how best to manage the responsibility of the non-federal cost share for the FEMA Public Assistance Program, **19 states** decide on a case-by-case basis on how best to share the match between the locality or private non-profit. **Nine states: California, Florida, Idaho, Iowa, Maine, Minnesota, Vermont, Virginia, and Wisconsin** have the determination ingrained by their state law. **Ten states** have the determination of the non-federal cost share written in regulatory policy.

34 states

out of the 51 states **pay a portion** of the Public Assistance match.

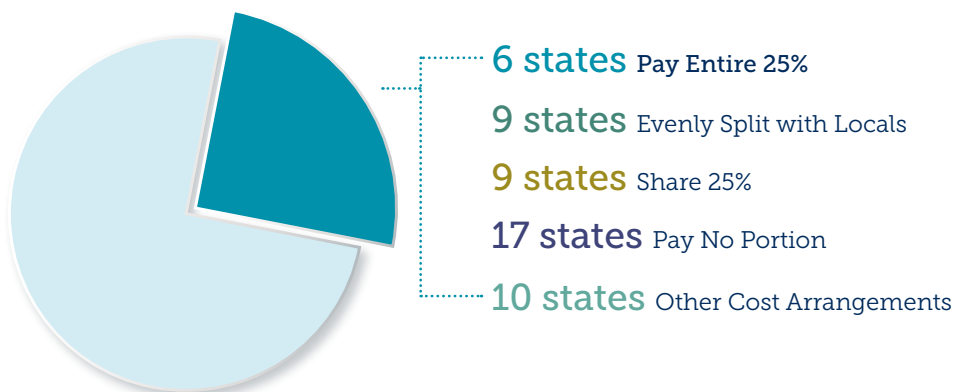
6 states

fund the **entire 25 percent**, while 9 evenly split the cost share with the local governments or private nonprofits.

19 states

share the cost but may not be equally. This determination can be contingent on a case-by-case basis depending on the terms by the state.

25% Cost Share of Public Assistance Program



Paying for Non-Federal Portion (continued)

25% Cost Share of Public Assistance Program

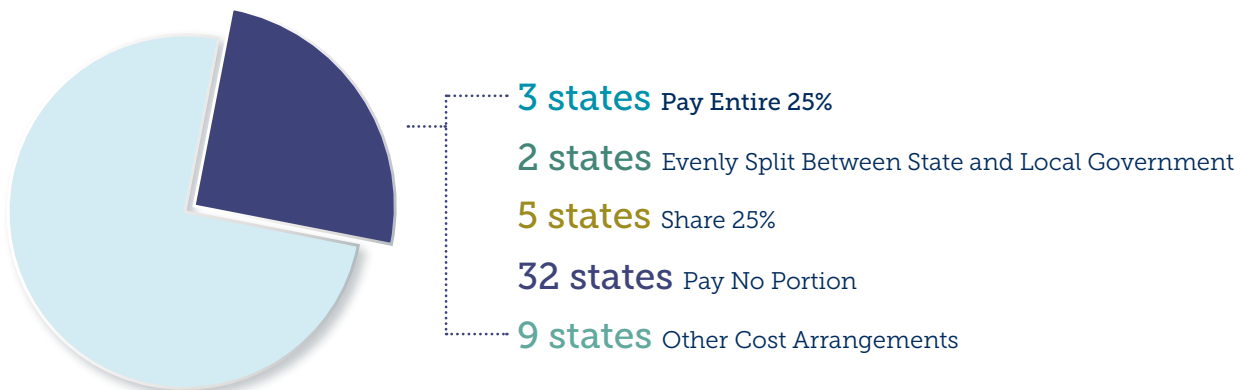
Pays Entire 25%	→	AK, DC, MN, NC, WV
Evenly Splits 25%	→	AL, FL, MS, NE, NM, NY, TN, VA, WI
Shares Costs/ Not Equally	→	AZ, CA, CO, GA, IA, ID, LA, KS, KY, ME, MO, MT, ND, NM, OH, OK, PA, SD, VT, WA

FEMA Hazard Mitigation Grant Program

Like public assistance programs, states vary in the determination of how the non-federal match is considered between the state and local governments. **Fifteen states** decide through a case-by-case basis on how best to share the cost. **Three states: Florida, Iowa, and Wisconsin** have the determination written in state law. And **seven states** have the determination of the non-federal cost share written in regulatory policy.

19 states	→	pay some portion of the 25 percent cost share for the FEMA Hazard Mitigation Grant Program.
3 states	→	Alaska, North Carolina, and West Virginia pay the entire 25 percent. Ohio and Tennessee evenly split the cost share with local governments. Other cost-share arrangements are in place for the remaining 14 states.

25% Cost Share of the Hazard Mitigation Grant Program



State-Funded Disaster Assistance Programs

What happens when a disaster or emergency does not meet the criteria for a federal declaration? States create their own programs to help their communities.

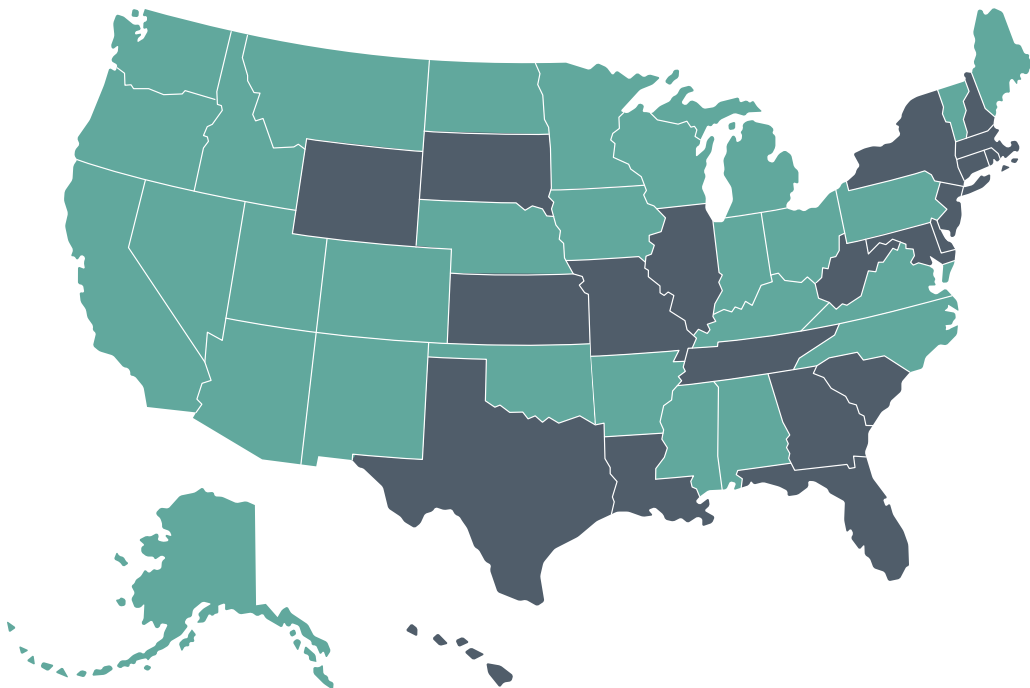
Some programs were built to assist with shortfalls such as housing and personal property losses or within local budgets due to damage incurred by the disaster.

Twenty-nine states, highlighted in the map below, have created their own state-funded assistance programs to specifically assist those citizens and businesses that are impacted by a disaster.⁷

Of these 29 states, **23** have public assistance programs; **9** have individual assistance programs; **6** states offer unmet needs programs; **12** offer other disaster assistance programs; and **three states – Maine, North Carolina, and Wisconsin** – have an economic/business recovery program.

The number of self-funded programs continue to maintain an upward trend with the increase from FY19 as more states identify the need to help, proving these programs are a priority as states offer additional assistance to their citizens during their greatest time of need.

States That Obtain Self-Funded Programs for Disaster Assistance



⁷ Refer to chart: State-Funded Disaster Assistance Programs

Mitigation and Resilience

As disasters become more frequent and larger in scale, scope, and complexity, the ability to respond our way out of the vulnerabilities our communities face is close to impossible. Instead, investments in mitigation projects that work with all communities to build resilience is a priority. These investments are key to ensure that when a disaster occurs the communities affected will be able to withstand its impacts, rapidly recover, and reduce future losses.

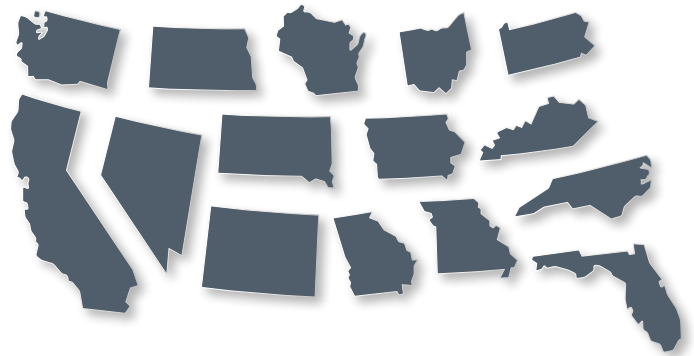
As of March 31, 2022, all states and territories have a FEMA-approved mitigation plan. Whereas currently, **15 states** earned the higher mark of a FEMA approved Enhanced State Mitigation Plan, which means the state has developed a comprehensive mitigation program; is integrated with other state and/or regional planning initiatives; and maintains the capability to manage additional funding. A state with an enhanced plan receives 20 percent of the total estimated eligible Stafford Act disaster assistance under the FEMA Hazard Mitigation Grant Program, in comparison to 15 percent for states with standard mitigation plans.

In addition, **six states** received delegation this year to approve local mitigation plans. Having such access for their local communities is proving to help streamline the process for building community resilience.

Many states do not have enough state or local mitigation staff or expertise to develop an enhanced mitigation plan and monitor it. Others do not have the financial resources to invest in enhanced plan development and monitoring. Additional impediments include lack of buy-in from elected officials and the difficulty to quantify the return on investment.

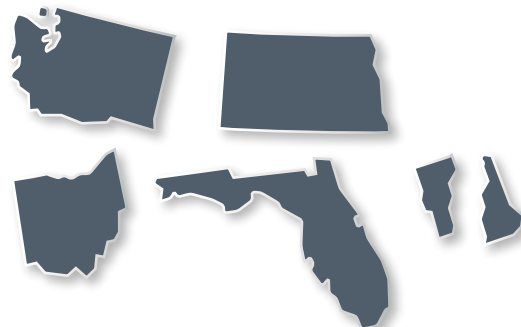
As more opportunities to build community resilience grow on a national scale, more states look to prioritize critical infrastructure and assistance to vulnerable communities within mitigation efforts. Working with federal partners to support programs such as FEMA's Hazard Assistance Programs and Public Assistance 406 Mitigation program help to pursue transformative mitigation projects.

States with Enhanced Mitigation Plans:



California, Colorado, Florida, Georgia, Iowa, Kentucky, Missouri, North Carolina, North Dakota, Nevada, Ohio, Pennsylvania, South Dakota, Washington, Wisconsin

States Delegated to Approve Local Mitigation Plans:



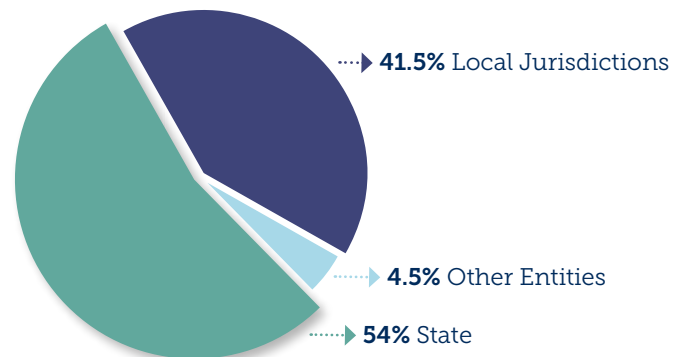
Florida, New Hampshire, North Dakota, Ohio, Vermont, Washington

Emergency Management Performance Grant

The Emergency Management Performance Grant (EMPG) is the only source of federal funding directed to state and local governments specifically for all-hazards emergency preparedness.

How EMPG is Allocated to Local Jurisdictions

States pass through EMPG dollars to local emergency management programs. **In FY21 on average, states allocated 41.5 percent to local jurisdictions, 0.5 percent to tribes, 1.5 percent to other state agencies, and 2.5 percent to other entities. States retained 54 percent at the state level an increase of 1.5 percent within the last three fiscal years.**⁸



The state portion of EMPG is used in support of local governments most frequently in the form of training and exercise; planning; technical assistance in meeting federal requirements; and regional and local coordination. EMPG funds are also used for deployable field resources used by local government.

Twenty states passed through at least 50 percent of their EMPG funds to local jurisdictions. The average allocation for these states was 56.4 percent. Because of their higher local allocation, these 20 states retain at the state level only 42.3 percent of EMPG.

Jurisdictions Receiving EMPG Funding

A total of 4,530 local jurisdictions were eligible for EMPG funding in FY21; however, 75 percent of those eligible received funding. For the local jurisdictions that received funding, 15 percent saw a reduced EMPG allocation. As with the nature of the EMPG program, funding is provided to the state and then passed through to locals. State reasoning for reduced EMPG allocation varied, including reduced FEMA grant amount; the COVID-19 pandemic impact resulting in a reduction of their funding needs; and/or jurisdictions were unable to meet the matching requirement.

Thirty-four states, a three-state increase from the previous report, distributed EMPG funding to at least 90% of their eligible jurisdictions. Of those 34 states, **25 awarded** EMPG funding to all their eligible jurisdictions.

⁸ Refer to chart: How EMPG is Allocated by Percentage

Emergency Management Performance Grant (continued)

EMPG Distribution Factors

The three factors used the most are population, awarding a base amount, and allowing the discretion to the awarding agency that help determine how EMPG is allocated to local jurisdictions.

Thirty-one states determine part of the EMPG allocation on population, followed by **27 states** which utilize a base award amount to local jurisdictions. Discretion for allocations was given to the granting agency in **16 states**, while a few states have their own guidelines.

Some states, however, specifically outline their funding formulas in statute or code. **Sixteen states** report they had guidance on EMPG allocation and awarding through statute or administrative code. This is three more states than our last report, highlighting a focus by state agencies and legislatures on this grant.

In Illinois, administrative rule designates that of the amount set aside for EMPG funding, a minimum of 40% must be co-equally distributed as a base amount with the remaining percent distributed by population. State statute is the determining factor in **Idaho** which requires 34 percent of funding be distributed to local jurisdictions.



States utilize multiple tools in determining the factors by which EMPG is allocated to local jurisdictions including:⁹

- *Area or Region*
- *Hazards or Risks*
- *Meeting Performance Standards*
- *Population*
- *Awarding a Base Amount*
- *Salary and Fringe Benefits of the Local Emergency Management Director*
- *Discretion of the Granting Agency*
- *Whether the Emergency Management Directors Work Full- or Part-time*
- *Number of People Dedicated to the Local Emergency Management Program*
- *Number of Hours Worked on Emergency Management Each Week.*

⁹ Refer to chart: Factors Used for EMPG Allocation ¹⁰ Refer to chart: How State-Retained EMPG Funds are Invested

Emergency Management Performance Grant (continued)

Factors Used for EMPG Allocation

FY21 saw an unprecedented focus on public health and emergency management funding – highlighted by the on-going pandemic response and mitigation. With the 2021 American Rescue Plan Act (ARPA), EMPG was provided a supplemental funding amount of \$100 million for a total appropriation of \$455 million in FY21. With this ARPA supplemental appropriation, there has now been \$200 million in EMPG supplemental funding since FY19 – the previous funding coming from the CARES Act in 2020. Here are how states utilized the portions of the EMPG they retained:¹⁰

49 States

use the funds to support regional and local coordination and oversight

37 States

sponsor a state emergency management conference

49 States

lead planning expertise

49 States

hold on-going training and exercises

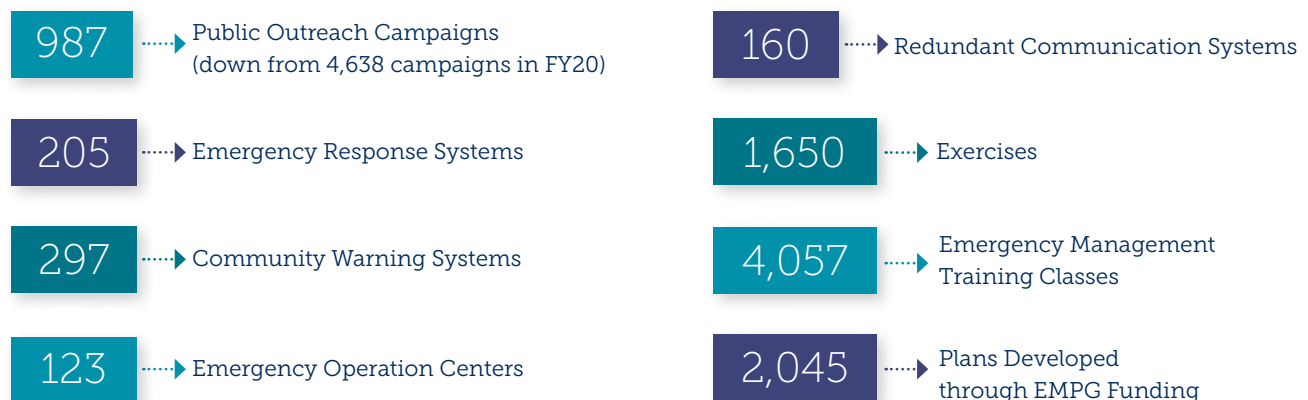
48 States

provide technical assistance in meeting federal requirements

16 States

conduct other services such as public outreach, assistance with incident management and communication equipment, WebEOC management, and more.

Building Capacity: State Level Efforts Supported by EMPG



Mutual Aid

Emergency Management Assistance Compact (EMAC)



EMAC’s proven legal mechanism and framework for sharing response and recovery resources, commodities, and supplies across state lines during governor-declared disasters allows the nation to leverage the billions of dollars spent to build and maintain capabilities into response and recovery assets that can be relied upon to help one another.

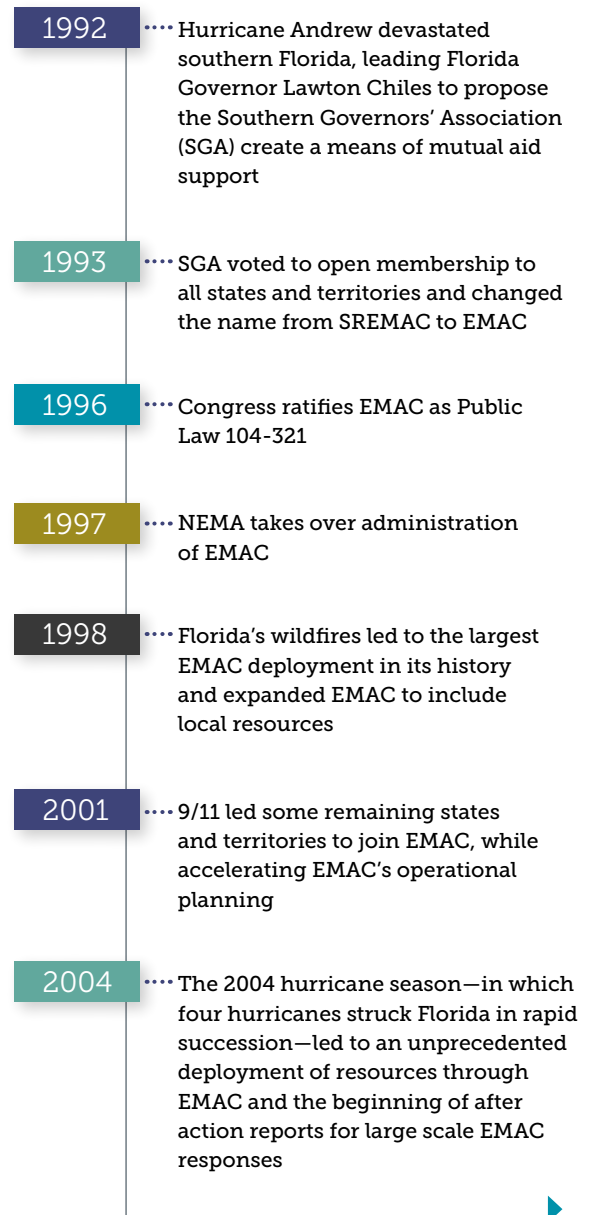
EMAC, Public Law 104-321, ratified over 25 years ago, was the first emergency management compact to receive congressional ratification since the Civil Defense and Disaster Compact of 1950.

The Compact drew heavily on the language from the Interstate Civil Defense and Disaster Compact of the early Cold War era and a never-used FEMA compact devised in 1983, the Interstate Emergency Management Compact.

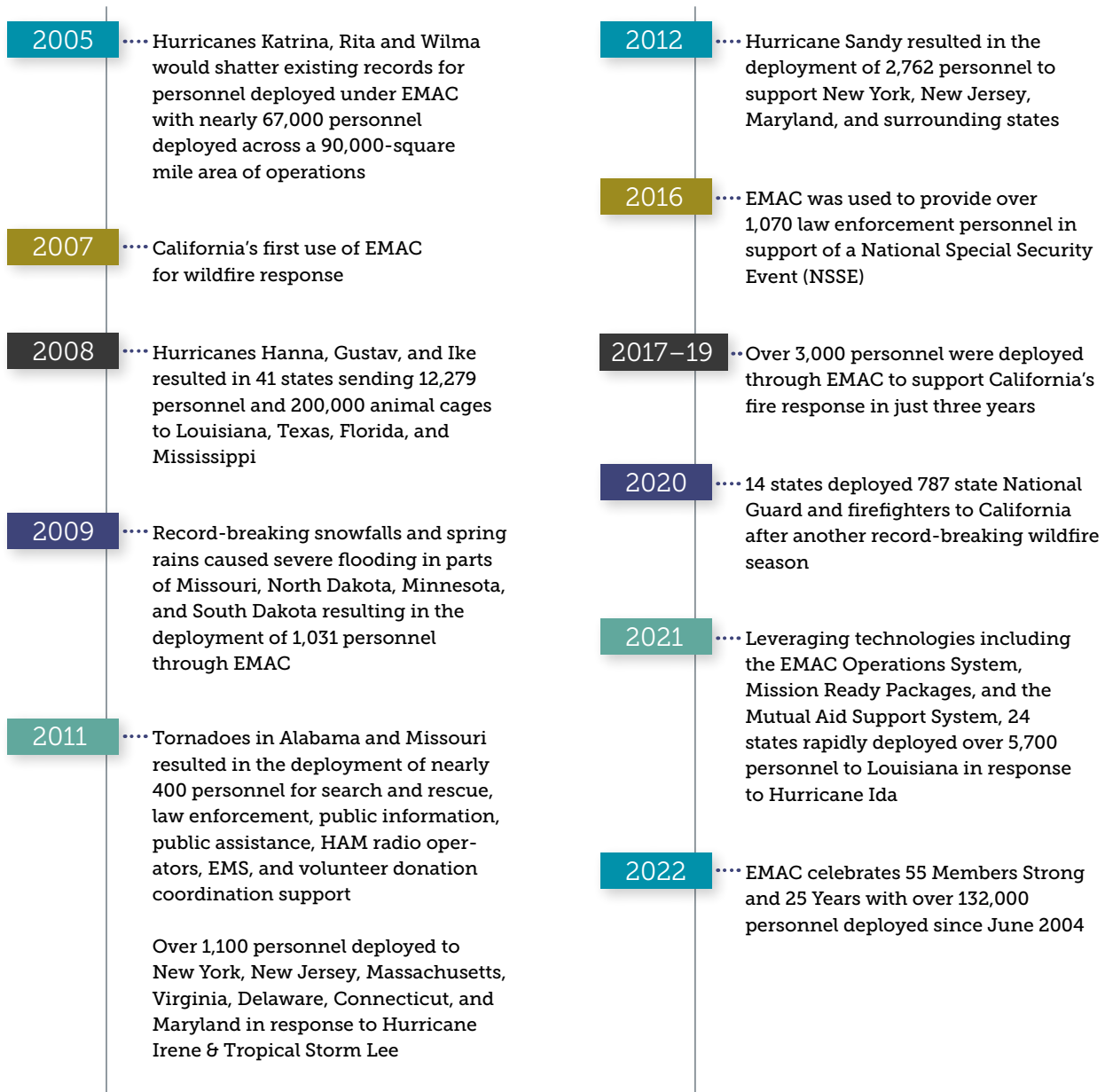
All 50 states, the District of Columbia, Guam, Puerto Rico, U.S. Virgin Islands, and the Commonwealth of the Northern Marianas Islands (CNMI) have enacted EMAC as law.

EMAC provides protections for the personnel and resources deploying to impacted states and communities including tort liability, workers compensation, licensure reciprocity, and reimbursement.

EMAC’s governance structure, use of EMAC Advance Teams (A-Teams), standardized procedures, online systems, full-time administrative support, and the dedication of each EMAC Member are the keys to the compact’s success. With state leadership, EMAC adapts to challenges, develops new capabilities, standardizes and institutionalizes processes, and helps to transform what began as a state concept—namely, neighbors helping neighbors in times of crises — into an effective and scalable system for interstate mutual aid. Through this process, EMAC influences other mutual aid efforts, including intrastate and international mutual aid.



Mutual Aid (continued)



The need for EMAC assistance continues to grow. In some of the Nation's largest disasters, government resources are stretched thin, and, in some situations, the best expertise and equipment resides within the states. Using enabling mechanisms, states can deploy resources from local and tribal governments, volunteers, other non-governmental organizations, and in some states, private sector partners through EMAC.

Mutual Aid (continued)

Statewide Mutual Aid Agreements

No jurisdiction has enough money available to adequately purchase, position, and maintain specialized emergency response personnel or equipment for every possible risk or threat.

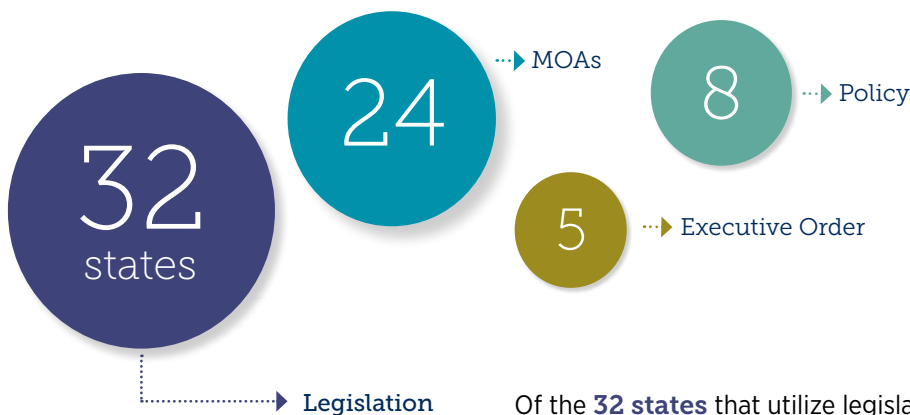
As the number and intensity of disasters increase, there is more demand on local resource providers to share their expertise across their own state through intrastate mutual aid.

Using written agreements that generally define the entities covered under the agreement, the responsibilities of signatories, the provisions under which intrastate mutual aid may be requested or provided, and the process to be used, ensures that all parties to the agreement have set expectations and can perform their functions when called upon.

Many of these written agreements are modeled after EMAC and include provisions related to tort liability, licensure, workers compensation, and reimbursement. Intrastate agreements may also serve as a legal mechanism for deploying local resources through EMAC. Having enabling mechanisms established prior to the event are proven to exponentially speed up the integration of those resources in the response.

There are currently **45 states** that have formal intrastate mutual aid agreements to deploy local government resources. The number of states raised by four from FY19. These agreements set the foundation for sharing capabilities through EMAC and allow states to share personnel, resources, and other assistance between cities and counties within a given state or territory via intrastate mutual aid.¹¹

Authorities:



Of the **32 states** that utilize legislation, **17** adopted an opt-in (the jurisdiction must give consent to join) provision while **15** adopted an opt-out (all jurisdictions are included unless they ask to be removed) provision.

¹¹ Refer to chart: Statewide Mutual Aid Agreements and Authorities

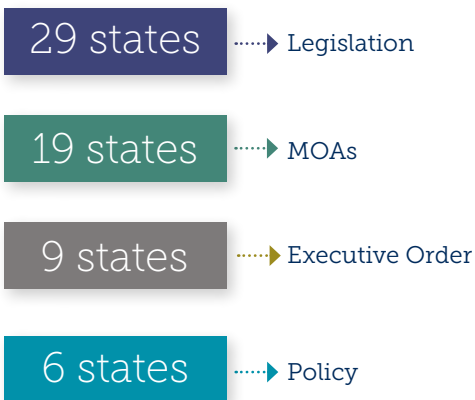
Mutual Aid (continued)

Volunteer Resources

Volunteer organizations play a critical role in disaster response and recovery efforts. Volunteers have been requested through EMAC to assist with missions such as donations management, fire response, public health, pet sheltering and feeding operations, and more.

Forty-one states can deploy volunteers through mutual aid, that is an increase in three states that reported since FY19.¹²

Authorities:



Private Sector/Non-Governmental Resources

The private sector has infinitely more resources than government along with specialized expertise that can be utilized during disasters. Just a few examples include utility restoration, communications support, medical resources, and laboratory services.

There are **30 states** that can deploy private sector and/or non-governmental assets as mutual aid resources. This is an increase from the 27 that was reported in FY19.¹³

Authorities:



¹² Refer to chart: Legal Authority to Deploy Volunteers as Mutual Aid Resources ¹³ Refer to chart: Legal Authority to Deploy Private Sector/Non-Government as Mutual Aid Resources

Mutual Aid (continued)

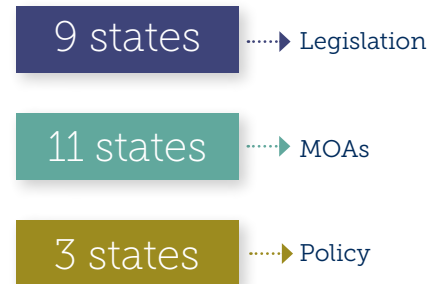
Tribal Governments

According to the U.S. Department of the Interior Indian Affairs, the federal government officially recognizes **574 Indian tribes or groups** in the contiguous United States and Alaska.

There are **17 states** that can deploy tribal resources for mutual aid purposes.

When tribal resources are made agents of the state, they can be deployed through EMAC.

Authorities:



**Governor's Authority: Impending Events,
National Special Security Events, Mandatory Evacuations**

State	Governor Has Authority to Issue Emergency Declaration		Governor Has Codified Authority to Issue Mandatory Evacuation
	For an Impending Event	In Advance of National Special Security Event	
AK	★	★	★
AL	★	★	★
AR	★	★	★
AZ	★	★	
CA	★	★	★
CO	★	★	★
CT	★		★
DC	★	★	★
DE	★	★	★
FL	★	★	★
GA	★	★	★
HI	★	★	★
IA	★		
ID	★	★	★
IL	★		
IN	★		
KS	★	★	★
KY	★	★	★
LA	★	★	★
MA	★	★	★
MD	★		★
ME	★	★	★
MI	★	★	★
MN	★	★	★
MO	★	★	
MS	★	★	★
MT	★	★	★
NC	★	★	★
ND	★	★	★
NE	★	★	★
NH	★	★	★
NJ	★	★	★
NM	★	★	
NV	★	★	★
NY	★		
OH	★	★	
OK	★	★	★
OR	★	★	★
PA	★	★	★
RI	★		★
SC	★	★	★
SD	★		★
TN	★	★	★
TX	★	★	
UT	★	★	★
VA	★	★	★
VT	★	★	★
WA	★		
WI	★	★	
WV	★	★	★
WY	★	★	

State Emergency Management Agency Structures

State or Other Jurisdiction	Position Appointed	Appointed/ Selected by	Organizational Structure	Agency Operating Budget FY 2022 (excluding federal funds)	Full-time Employee Positions
AK	★	G	Adjutant General/Military Affairs	\$2,091,100.00	60 (a)
AL	★	G	Governor's Office	\$5,806,164.00	88
AR	★	G	Public Safety	\$9,622,395.00	109 (a)
AZ	★	ADJ	Adjutant General/Military Affairs	\$4,412,439.00	47
CA	★	G	Governor's Office	\$351,463,000.00	1505 (a)
CO	★	GHSA	Public Safety	\$5,799,029.00	139 (a)
CT	...	GHSA	Public Safety	\$5,954,657.00	49 (a)
DC	★	M	Combined Emergency Management/Homeland Security	\$7,100,000.00	142 (a)
DE	★	SSHS	Public Safety	\$1,144,951.00	41
FL	★	G	Governor's Office	\$52,756,666.00	175
GA	★	G	Governor's Office	\$4,853,666.68	157 (a)
HI	★	G	Adjutant General/Military Affairs	\$3,568,308.00	100
IA	★	G	Combined Emergency Management/Homeland Security	\$2,818,390.00	82 (a)
ID	★	ADJ	Adjutant General/Military Affairs	\$163,200.00	47(a)
IL	★	G	Governor's Office	\$40,992,263.69	212 (a)
IN	★	G	Combined Emergency Management/Homeland Security	\$74,289.00	250 (a)
KS	★	G	Adjutant General/Military Affairs	\$913,126.00	55
KY	★	G	Adjutant General/Military Affairs	\$1,200,000.00	53
LA	★	G	Combined Emergency Management/Homeland Security	\$14,531,307.00	62 (a)
MA	★	G	Public Safety	\$4,435,352.00	90
MD	★	G	Governor's Office	\$4,355,097.00	100
ME	★	G	Adjutant General/Military Affairs	\$2,779,541.00	30 (a)
MI	★	G	State Police	\$5,292,000.00	72 (a)
MN	★	PSS	Public Safety	\$3,015,000.00	58 (a)
MO	★	G	Public Safety	\$20,977,332.00	96
MS	★	G	Governor's Office	\$7,021,359.00	194
MT	...	ADJ	Adjutant General/Military Affairs	\$1,330,276.00	26 (a)

continued next page

★ Yes •• No

G Governor **ADJ** Adjutant General **DHSEM** Director of the Division of Homeland Security and Emergency Management

HSD Homeland Security Director **GHSA** Governor's Homeland Security Advisor **M** Mayor

PSS Public Safety Secretary/Commissioner/Director

(a) Includes homeland security and emergency management positions

State Emergency Management Agency Structures (continued from p. 29)

State or Other Jurisdiction	Position Appointed	Appointed/ Selected by	Organizational Structure	Agency Operating Budget FY 2022 (excluding federal funds)	Full-time Employee Positions
NC	★	G	Public Safety	\$10,723,705.00	230 (a)
ND	★	ADJ	Public Safety	\$13,846,764.00	71 (a)
NE	★	ADJ	Adjutant General/Military Affairs	\$2,468,807.00	57 (a)
NH	★	G	Governor's Office/Public Safety	\$3,946,367.04	53 (a)
NJ	★	G	State Police	\$2,319,286.00	240
NM	★	G	Combined Emergency Management/Homeland Security	\$3,417,000.00	121 (a)
NV	★	ADJ	Adjutant General/Military Affairs	\$2,953,295.00	49 (a)
NY	★	G	Combined Emergency Management/Homeland Security	\$10,500,000.00	588 (a)
OH	★	G	Public Safety	\$7,402,000.00	94
OK	★	G	Combined Emergency Management/Homeland Security	\$1,476,801.00	99 (a)
OR	★	G	Governor's Office	\$10,345,607.00	91 (a)
PA	★	G	Governor's Office	\$362,792,000.00	180
RI	★	G	Governor's Office	\$5,323,468.00	33
SC	★	ADJ	Adjutant General/Military Affairs	\$4,679,582.00	68
SD	★	PSS	Public Safety	\$784,694.00	20
TN	★	G	Adjutant General/Military Affairs	\$18,121,600.00	127
TX	★	G	Governor's Office/ TX A&M University System	\$96,231,414.00	372
UT	★	PSS	Public Safety	\$2,265,100.00	53 (a)
VA	★	G	Governor's Office	\$64,602,468.00	192 (a)
VT	★	PSS	Public Safety	\$589,847.00	31 (a)
WA	...	ADJ	Adjutant General/Military Affairs	\$4,828,162.00	143 (a)
WI	★	G	Adjutant General/Military Affairs	\$3,559,963.00	78 (a)
WV	★	G	Combined Emergency Management/Homeland Security	\$13,449,666.00	92 (a)
WY	★	G	Governor's Office	\$1,192,681.00	21 (a)

★ Yes •• No

G Governor **ADJ** Adjutant General **DHSEM** Director of the Division of Homeland Security and Emergency Management**HSD** Homeland Security Director **GHSA** Governor's Homeland Security Advisor **M** Mayor**PSS** Public Safety Secretary/Commissioner/Director

(a) Includes homeland security and emergency management positions

**Who Serves as State Administering Agency –
Homeland Security Advisor**

State	EM Director or Dual Title EM/HS Director Serves as SAA	EM Director or Dual Title EM/HS Director Serves as HSA
AK	★	
AL	★	
AR	★	★
AZ	★	
CA	★	★
DC	★	★
DE	★	★
FL	★	
GA	★	★
IA	★	★
ID	★	★
IL	★	★
KY	★	
LA	★	★
MD	★	
ME	★	
MI	★	★
MN	★	
MO	★	
MT	★	
NH		★
NM	★	★
NV	★	
NY	★	★
OH	★	
OR	★	★
PA	★	
RI	★	
TN	★	
UT	★	
VA	★	
WV	★	
WY	★	★

Homeland Security Structures - Staffing

	State homeland security advisor	Homeland security organizations	
State or Other Jurisdiction	Designated homeland security advisor	Homeland security day-to-day operations under	Full-time employee positions
AK	Adjutant General	Combined Emerg. Mgt./ Homeland Security Office	60 (a)
AL	Director of AL Fusion Center	Public Safety	5
AR	Dual Title-Emerg. Mgt./ Homeland Security Director	Public Safety	109 (a)
AZ	Homeland Security Director	Homeland Security (stand-alone office)	11
CA	Dual Title-Emerg. Mgt./ Homeland Security Director	Governor's Office	1505 (a)
CO	Homeland Security Director	Public Safety	139 (a)
CT	Public Safety Secretary/ Commissioner	Public Safety	49 (a)
DC	Dual Title-Emerg. Mgt./ Homeland Security Director	Combined Emerg. Mgt./ Homeland Security Office	142 (a)
DE	Emergency Management Director	Public Safety	41
FL	Special Agent in Charge, Dept. of Law Enforcement	State Police	1930
GA	Dual Title-Emerg. Mgt./ Homeland Security Director	Governor's Office	157 (a)
HI	Adjutant General	Adjutant General/Military Affairs	10
IA	Dual Title-Emerg. Mgt./ Homeland Security Director	Combined Emerg. Mgt./ Homeland Security Office	82 (a)
ID	Dual Title-Emerg. Mgt./ Homeland Security Director	Combined Emerg. Mgt./ Homeland Security Office	47
IL	Dual Title-Emerg. Mgt./ Homeland Security Director	Combined Emerg. Mgt./ Homeland Security Office	212 (a)
IN	Homeland Security Director	Combined Emerg. Mgt./ Homeland Security Office	250 (a)
KS	Adjutant General	Adjutant General/Military Affairs	5
KY	Homeland Security Director	Governor's Office	15
LA	Dual Title-Emerg. Mgt./ Homeland Security Director	Combined Emerg. Mgt./ Homeland Security Office	62 (a)
MA	Homeland Security Director	Public Safety	6
MD	Homeland Security Director	Governor's Office	1
ME	Adjutant General	Combined Emerg. Mgt./ Homeland Security Office	30 (a)
MI	Dual Title-Emerg. Mgt./ Homeland Security Director	Combined Emerg. Mgt./ Homeland Security Office	72 (a)
MN	Public Safety Secretary/ Commissioner	Combined Emerg. Mgt./ Homeland Security Office	58 (a)
MO	Homeland Security Director	Public Safety	10
MS	Homeland Security Director	Public Safety	15
MT	Adjutant General	Adjutant General/Military Affairs	26 (a)

Homeland Security Structures - Staffing (continued)

	State homeland security advisor	Homeland security organizations	
State or Other Jurisdiction	Designated homeland security advisor	Homeland security day-to-day operations under	Full-time employee positions
NC	Public Safety Secretary/ Commissioner	Combined Emerg. Mgt./ Homeland Security Office	230 (a)
ND	Homeland Security Director	Adjutant General/Military Affairs	71 (a)
NE	Lieutenant Governor	Adjutant General/Military Affairs	57 (a)
NH	Emergency Management Director	Public Safety	53 (a)
NJ	Homeland Security Director	Homeland Security (stand-alone office)	114
NM	Dual Title-Emerg. Mgt./ Homeland Security Director	Combined Emerg. Mgt./ Homeland Security Office	121 (a)
NV	Public Safety Secretary/ Commissioner	Adjutant General/Military Affairs	49 (a)
NY	Commissioner of Homeland Sec./ Emerg. Services	Combined Emerg. Mgt./ Homeland Security Office	588 (a)
OH	Public Safety Asst. Director	Public Safety	57
OK	Homeland Security Director	Homeland Security (stand-alone office)	99 (a)
OR*	Emergency Management Director	Combined Emerg. Mgt./ Homeland Security Office	91 (a)
PA	Homeland Security Director	Governor's Office	8
RI	Adjutant General	Adjutant General/Military Affairs	1
SC	State Police Superintendent/ Director/Commissioner	State Police	17
SD	Homeland Security Director	Public Safety	6
TN	Public Safety Secretary/ Commissioner	Public Safety	25
TX	State Police Superintendent/ Director/Commissioner	Public Safety	5
UT	Public Safety Secretary/ Commissioner	Public Safety	53 (a)
VA	Public Safety Secretary/ Commissioner	Governor's Office	192 (a)
VT	Public Safety Secretary/ Commissioner	Combined Emerg. Mgt./ Homeland Security Office	31 (a)
WA	Adjutant General	Adjutant General/Military Affairs	143 (a)
WI	Adjutant General	Combined Emerg. Mgt./ Homeland Security Office	78 (a)
WV	Public Safety Secretary/ Commissioner	Combined Emerg. Mgt./ Homeland Security Office	92 (a)
WY	Dual Title-Emerg. Mgt./ Homeland Security Director	Governor's Office	21 (a)

(a) Includes homeland security and emergency management positions

State-Funded Disaster Assistance Programs: Public Assistance

State	Funding Source	Amount in Fund	Type of Assistance			
			Loans	Grants	Matching Funds	Direct Assistance
AK	State appropriation to the general fund.	4,000,000.00		★		
AL	The program is established in statute, however no funding source designated at this time.	0.00		★	★	
AR	Governor's Disaster Funds/ Response and Recovery Fund	10,000,000.00		★		
AZ	The state general fund budget provides a line item for the Governors Emergency Fund	4,000,000.00		★	★	
CA	State appropriation to the California Disaster Assistance Act	100,817,000.00	★	★		
ID	State general fund	250,000.00		★	★	
IN	Funding comes from a percentage of fireworks sales revenue from the previous year.	200,000.00		★		
ME	State appropriations	0.00		★	★	
MI	State appropriation to the general fund as directed by MI Public Act 390.	10,000,000.00				★
MN	State appropriation to the general fund.	30,000,000.00		★		
MS	State appropriation to the general fund where 12.5 percent is dedicated to the state disaster trust fund.			★	★	
MT	State appropriation provides the funding every two years per statute.	16,000,000.00		★		
NC	State appropriation for disaster reserve fund at the time of authorization.	10,000,000.00		★		
NE	The Governor's Emergency Fund	5,000,000.00			★	★
NV	State appropriation to the general fund.	0.00	★			
OH	A separate disaster fund exists, and funds are appropriated as needed to keep an adequate amount of money available at all times	7,500,000.00		★		
OK	State appropriation to an emergency fund that is also used for emergency response costs during incidents.	2,146,594.00		★		
PA	State appropriation to the general fund.	0.00		★		
UT	State Disaster Recovery Restricted Account (SDRRA) 53-2A-602. Local Government Emergency Response Loan Fund 53-2a-607. In addition, under development is the Post Disaster Recovery and Mitigation Restricted Account 53-2a-1302.	64,361,038.59	★		★	★
VA	State general fund	0.00				★
VT	Vermont Agency of Transportation's Town Highway Emergency Fund	1,115,000.00		★		
WA	State legislature pays for a partial match of the non-federal cost-share, 12.5% of the non-federal cost share for locals and 25% for state agencies.	0.00			★	
WI	Petroleum Environmental Clean-up Fund Award	711,400.00				★

State-Funded Disaster Assistance Programs: Public Assistance (continued)

State	Eligibility Requirements	Program Currently Unfunded?	
		Yes	No
AK	Similar to the federal eligibility requirements under the Stafford Act		★
AL	Not yet established	★	
AR	Governor's Disaster funds are shared between response for public assistance and individual assistance. Eligible entities include state and local government agencies/utilities with damages resulting from a declared disaster. Damages must not be from lack of maintenance. Eligible damages per site are based on the FEMA annual thresholds.		★
AZ	Similar to FEMA's public assistance program under the 44 Code of Federal Regulations, the program is outlined in Arizona Administrative Code Title 8, chapter 2, Article 3: Governor's Emergency Fund.		★
CA	California Code of Regulations, Title 18, Division 2, Chapter 6		★
ID	A state disaster declaration is promulgated. The funding amount varies to ensure adequate resources for state-funded public assistance.		★
IN	Must be a Governor declared event and a local declaration. Individuals must first be denied a federal Small Business Administration loan.		★
ME	In order to be eligible for assistance applicants must be in good standing with the FEMA National Flood Insurance Program (NFIP) as authorized in 42 USC Chapter 50; and (2) have formally adopted a current FEMA-approved County or Local Hazard Mitigation Plan (HMP). In addition, the municipal and county applicants must maintain a current Emergency Operations Plan (EOP) that has been revised within the public assistance three years. The EOP must have been formally activated during the applicant's response to the disaster event.	★	
MI	Must be a state declaration where there is no federal funding available. Must exhaust local efforts and resources to show extraordinary financial burden experienced by the local. Covers eligible costs incurred in response to disaster/mitigation related to disaster.		★
MN	Same as FEMA public assistance grant eligibility.		★
MS	Funds can be expended under disaster response and recovery..		★
MT	Political subdivision of the State to include Tribal Governments.		★
NC	Funds are appropriated for state recovery programs on an as-needed basis. Local governments must exceed 1% of their annual budget. (The amount is a placeholder.)	★	
NE	Publicly owned entity and infrastructure.	★	
NV	Application and decision by legislative body.		★
OH	Same as federal public assistance program requirements.		★
OK	Incorporated cities, towns, and counties are eligible for the state public assistance program.	★	
PA	Must have a disaster declared by the Governor and does not cover the area of a Presidential disaster declaration. The governmental entity appropriates cost for debris removal and infrastructure damage only. To be eligible for a grant, a political subdivision or municipal authority must suffer damage to a public facility in a disaster emergency are which is not covered by insurance. Assistance will be limited to grants for projects that do not qualify for federal assistance to help repair damages to public facilities.		★
UT	Requires a state declaration of emergency and local programs require an application.	★	
VA	The funding amount is disaster dependent. Locality must meet \$4 per capita, and demonstrate financial hardship.		★
VT	Impact to town road must exceed 10% of town's current non-winter maintenance highway budget.		★
WA	The funding is dependent on disasters as well as dependent on legislation approval every biennium. Eligibility follows FEMA's public assistance guidance and procedures.		
WI	Follows the FEMA public assistance program requirements but does not allow costs for mitigation.		

State-Funded Disaster Assistance Programs: Individual Assistance

State	Funding Source	Amount in Fund	Type of Assistance			
			Loans	Grants	Matching Funds	Direct Assistance
AK	State appropriation to the general fund.	2,000,000.00		★		
AL	The program is established in statute, however no funding source designated at this time.	0.00				★
AR	Governor's Disaster Funds/Response and Recovery Fund	10,000,000.00		★		★
CO	State disaster emergency fund.	0.00				★
IA	Annual appropriation of \$1,000,000 is dedicated to individual assistance grant program and \$1,000,000 is dedicated to disaster case management.	2,000,000.00		★		
IN	Funding comes from a percentage of fireworks sales revenue from the previous year.	200,000.00		★		
ME	State appropriations	0.00		★	★	
NC	State appropriation to the disaster reserve fund (as authorized)	10,000,000.00		★		
OH	A separate disaster fund exists, and funds are appropriated as needed to keep an adequate amount of money at all times.	7,500,000.00		★		

State-Funded Disaster Assistance Programs: Unmet Needs

State	Funding Source	Amount in Fund	Type of Assistance			
			Loans	Grants	Matching Funds	Direct Assistance
AL	Donations (corporate and private) to the Governor's Emergency Relief Fund (GERF) operated by United Way of Alabama	1,283,000.00		★	★	
AR	Governor's Disaster Funds/Response and Recovery Fund	10,000,000.00		★		★
CA	The State Supplemental Grant Program is funded through the General Fund of the State of California and provides funding for disaster survivor individuals. The program is appropriated by the state in Stafford Act disasters that include the FEMA assistance to Individuals and Households Program.	1,727,059.00		★		★
ME	State appropriations	0.00		★		★
MN	General appropriations	0.00	★	★		
NC	State appropriations to the disaster reserve fund (as authorized).	10,000,000.00	★	★		

State-Funded Disaster Assistance Programs: Individual Assistance (continued)

State	Eligibility Requirements	Program Currently Unfunded?	
		Yes	No
AK	Similar to the federal eligibility requirements under the Stafford Act		★
AL	Not established at this time.	★	
AR	Governor's Disaster Funds are shared between response, public assistance, and individual assistance. Declared county, primary residence, home uninhabitable, damage verifications, and businesses are not eligible.		★
CO	Allocated per household (not individual) to meet immediate food and sheltering needs to a maximum of \$5,000.	★	
IA	For individual assistance, applicant's household income must be less than 200% of federal poverty level. Disaster case management is open to all. Maximum grant is \$5,000.		★
IN	Must be a Governor declared event and a local declaration. Individuals must first be denied a federal Small Business Administration loan.		★
ME	Not defined	★	
NC	Funds are appropriated for state recovery programs on an as needed basis. Small Business Association (SBA) declaration must be declared for given county. Governor must declare an individual assistance state declaration. Individuals must be denied for SBA loans before they can apply for grants to help cover for individual and household assistance. (Funding amount is a placeholder.)		★
OH	Same requirements as federal public assistance program.		★

State-Funded Disaster Assistance Programs: Unmet Needs (continued)

State	Eligibility Requirements	Program Currently Unfunded?	
		Yes	No
AL	Local communities must establish a Long Term Recovery Committee that complies with relief fund program minimum standards.		★
AR	Governor's Disaster Funds are shared between response, public assistance, and individual assistance. This is offered through the state individual assistance program but also coordinated with the volunteer organizations active in disasters for unmet needs.		★
CA	Eligibility requirements are found in the Welfare and Institutions Code Division 9. Public Social Services [10000 - 18999.98] part 3. Aid and Medical Assistance [11000 - 15771]Chapter 5.8 Disaster Relief Grants [13600 - 13601]		★
ME	"Other needs assistance" is similiar the FEMA individual assistance program which assists individuals who have disaster-related necessary expenses or serious needs other than housing (pursuant to 44 CFR §206.119)	★	
MN	In accordance with MN Statute Chapter 12A as determined by state legislature.	★	
NC	Funds are appropriated for state recovery programs on as needed basis. These programs are authorized on a by-event basis by the NC General Assembly or the Governor. Requirements are determined by the General Assembly or the Governor at the time of the disaster in response to the type of unmet needs. (Funding amount provided is a placeholder.)		★

State-Funded Disaster Assistance Programs: Other Programs

State	Funding Source	Amount in Fund	Type of Assistance			
			Loans	Grants	Matching Funds	Direct Assistance
CA	State appropriation to the general fund for the programs Prepare California and the California Wildfire Mitigation Program (Home Hardening).	125,000,000.00		★	★	
CT	Under Connecticut General Statute 7-250, the State established an account within the general funds known as the local emergency relief account. However, this account has not be funded by the General Assembly in recent years including 2020 and 2021.	0.00		★	★	
IA	Contingency Loan Program, Code of Iowa 29C.20	1,000,000.00	★			
KY	Recovery fund, not funded by the General Assembly, but through donations, in order to assist households due to 2021 tornadoes.	0.00				★
ME	Emergency response costs for state agencies.	0.00		★		
MD	Maryland Disaster Housing Assistance Program	0.00				★
NM	Executive Orders	750,000.00				★
OR	State appropriation to the general fund for the Wildfire Damage Housing Relief Fund.	10,000,000.00		★		
ND	Disaster Relief Fund. The emergency commission approve funds when/if needed.	4,500,000.00			★	
PA	State general fund. Piloted program.	80,000.00				★
WA	State appropriation to the Governor's Disaster Assistance Fund.	2,500,000.00	★			★
WI	WI Department of Transportation (DOT) Disaster Damage Aids program (sum sufficient, estimate \$1,000,000), WI Department of Natural Resources (DNR) Municipal Flood Control and Riparian Restoration Program (\$1,000,000)	2,000,000.00		★		★

State-Funded Disaster Assistance Programs: Economic/Business Recovery Programs

State	Funding Source	Amount in Fund	Type of Assistance			
			Loans	Grants	Matching Funds	Direct Assistance
ME	State appropriation	0.00	★			
NC	We apply the appropriate funding to this program when a disaster occurs based on need. The program exits, however not a steady funding from state appropriations to the Disaster Reserve Fund.	0.00		★		
WI	Wisconsin Economic Development Corporation (WEDC) Disaster Recovery Micro-loan	1,000,000.00	★			

State-Funded Disaster Assistance Programs: Other Programs (continued)

State	Eligibility Requirements	Program Currently Unfunded?	
		Yes	No
CA	Eligibility requirements are being developed, but will focus on high risk, high social vulnerability communities.		★
CT	The purpose of the account is to provide grants to municipalities to relieve or assist in an unusual or serious situation or condition endangering public health and welfare requiring the expenditure of public funds.	★	
IA	State agencies and governmental subdivisions of the state are eligible.		★
KY	Not defined.		★
ME	Any state agency that has performed tasks to support disaster response and recovery and has incurred costs that exceed its budgetary allotments and may jeopardize the agency's ability to carry out a mandated function may apply for reimbursement from the fund.	★	
MD	The term of the voucher is 90 days, extensions will be considered if the home is not ready for occupancy at the end of 90 days.	★	
NM	Eligibility requirements vary. Based on damage estimates from communities and site visits from recovery officers.		★
OR	The \$10 million was appropriated in 2020, there is no current appropriation for this program. Applicants must have damage or loss to their primary residence due to a wildfire and residence is considered uninhabitable unless repaired or replaced. Applicants must have an income that is at or below 200% of the federal poverty guidelines. Applicants must provide proof of homeownership or residency (lease/rental agreement) and proof of household income and, if needed, documentation of loss.		★
ND	Through a partial matching of the non-federal cost share, the state picks up 10% of the non-federal cost share for locals and 25% for ND Department of Emergency Management (NDDDES) for disaster recovery projects. The funding is dependent on disasters and legislative approval every biennium.		★
PA	Determined as ineligible for other funding sources (such as the Small Business Administration loans) and have no other recourse for assistance.		★
WA	Governor's discretion. This is not under the purview of emergency management, but is an option for disaster funding stream.	★	
WI	WI DOT: The road must be closed or impassable; applicant is a local unit of government and cannot be used for state truck roads. WI DNR: Similar to FEMA's Hazard Mitigation Grant Program but only for flood hazards, emphasis on buyouts, applicant must be a municipality.	★	

State-Funded Disaster Assistance Programs: Economic/Business Recovery Programs (continued)

State	Eligibility Requirements	Program Currently Unfunded?	
		Yes	No
ME	This use of the Fund will be activated only when the following conditions are met: the state has not received a federal disaster declaration for Individual Assistance; the agency has determined that the number of businesses impacted is not enough to qualify for assistance from the Small Business Administration; there are businesses in the disaster impact area that would benefit from and wish to apply for low-interest loans; there is sufficient balance in the fund to provide such loans; and a voluntary organization has been identified that can administer such loans.	★	
NC	Requirements are determined by the NC General Assembly or the Governor at the time of the disaster in response to the type of needs of the business community and the type of economic impacts.		★
WI	Regional entity administers micro-loans. Applicant must be in or adjacent to region with disaster allocation; applicant must have suffered measurable physical damage from disaster; applicant must attest to intent to resume business operations in community as soon as possible. Applicant may not be payday loan or title company, telemarketer, pawn shop, liquor store, adult business, home-based business, or farm. Funds cleanup, operating expenses, temporary space, and repair/reconstruction.		★

How EMPG is Allocated by Percentage

State	Local (%)	Tribal (%)	Other State Agencies (%)	Retained by State (%)	Other (%)
AK	30	0	0	70	0
AL	53	0	0	47	0
AR	52	0	0	48	0
AZ	54	3	3	40	0
CA	54	1	0	45	0
CO	50	1	0	49	0
CT	30.7	0.4	0.9	61.3	6.7
DE	32	0	3	65	0
FL	40	0	0	60	0
GA	30.5	0	0	69.5	0
HI	28	0	0	72	0
IA	47	0	0	53	0
ID	34	0	0	66	0
IL	44	0	0	56	0
IN	40	0	0	60	0
KS	33	0	0	67	0
KY	50	0	0	50	0
LA	35	0	0	65	0
MA	29	0	0	71	0
MD	50	0	0	50	0
ME	56	0	0	44	0
MI	28	0	0	72	0
MN	52	2	0	46	0
MO	59	0	1	40	0
MS	60	0	0	40	0
MT	58	5	0	37	0
NC	0	0	0	49	51*
ND	44	0	0	56	0
NE	65	0	0	35	0
NH	14	0	11	75	0
NJ	24	0	0	75	1
NM	31	0	1	68	0
NV	50	0	0	50	0
NY	49	0	0	51	0
OH	63	0	0	37	0
OK	32	1	0	67	0
OR	78	7	0	15	0
PA	48	0	52	0	0
RI	15	0	0	85	0
SC	50	0	0	50	0
SD	43	0	0	57	0
TN	46	0	0	54	0
TX	25	0	0	75	0
UT	40	0	0	60	0
VA	33	0	0	67	0
VT	19	0	0	81	0
WA	58.57	1.9	0.51	39.02	0
WI	0	0	0	33	67*
WV	66	0	0	34	0
WY	40	1	0	59	0

*NC and WI other allocation is a combined percentage to locals and Tribal Governments.

Factors Used for EMPG Allocations

State	Base Amount	Population	Area or Region	Hazards or Risks	Meets Performance Standards	EM Director Salary/Benefits	Full or Part-Time EM Director
AK	0	0	0	0	0	0	0
AL	40	40	0	0	0	0	0
AR	46	49	0	0	0	0	0
AZ	100	0	0	0	0	0	0
CA	26	29	0	0	0	0	0
CO	0	0	0	0	0	0	0
CT	60.2	27.4	9.7	2.7	0	0	0
DE	0	0	0	100	0	0	0
FL	26	14	0	0	0	0	0
GA	0	50	0	0	0	0	0
HI	0	0	0	0	0	0	0
IA	45	45	0	0	0	0	10
ID	25	75	0	0	0	0	0
IL	40	60	0	0	0	0	0
IN	0	0	0	0	0	50	0
KS	0	60	0	10	0	0	0
KY	50	0	0	0	50	0	0
LA	81	18	0	0	0	0	0
MA	0	100	0	0	0	0	0
MD	75	25	0	0	0	0	0
ME	60	40	0	0	0	0	0
MI	0	0	0	0	0	100	0
MN	34	33	0	0	0	0	0
MO	0	0	0	0	0	0	0
MS	10	50	0	0	0	0	0
MT	60	40	0	0	0	0	0
NC	44	17	0	0	39	0	0
ND	0	50	0	0	30	20	0
NE	0	0	0	0	0	0	65
NH	0	0	0	0	0	0	0
NJ	7	8	7	8	32	7	8
NM	10	10	10	10	0	0	0
NV	40	60	0	0	0	0	0
NY	0	49	0	0	0	0	0
OH	0	0	0	0	0	0	0
OK	33	0	0	0	33	34	0
OR	70	30	0	0	0	0	0
PA	0	0	0	0	0	0	0
RI	0	0	0	50	0	25	25
SC	0	0	0	0	100	0	0
SD	0	0	0	0	0	50	0
TN	20	20	0	0	60	0	0
TX	0	60	0	10	20	10	0
UT	18	82	0	0	0	0	0
VA	0	100	0	0	0	0	0
VT	0	90	0	0	0	0	0
WA	0	100	0	0	0	0	0
WI	22	59	19	0	0	0	0
WV	42	58	0	0	0	0	0
WY	0	0	0	0	0	0	0

continued next page

Factors Used for EMPG Allocations (continued)

State	Number of EM Personnel	Number of Hours Worked on EM	At the Discretion of the Agency	Other
AK	0	0	100	0
AL	0	0	2	18
AR	0	0	34	5
AZ	0	0	0	0
CA	0	0	45	0
CO	0	0	100	0
CT	0	0	0	0
DE	0	0	0	0
FL	0	0	60	0
GA	0	0	50	0
HI	20	0	80	0
IA	0	0	0	0
ID	0	0	0	0
IL	0	0	0	0
IN	50	0	0	0
KS	0	0	0	30
KY	0	0	0	0
LA	0	0	0	1
MA	0	0	0	0
MD	0	0	0	0
ME	0	0	0	0
MI	0	0	0	0
MN	0	0	0	33
MO	0	0	100	0
MS	0	0	40	0
MT	0	0	0	0
NC	0	0	0	0
ND	0	0	0	0
NE	0	0	35	0
NH	0	0	0	100
NJ	7	8	7	1
NM	0	0	60	0
NV	0	0	0	0
NY	0	0	51	0
OH	0	0	100	0
OK	0	0	0	0
OR	0	0	0	0
PA	0	0	0	100
RI	0	0	0	0
SC	0	0	0	0
SD	0	0	0	50
TN	0	0	0	0
TX	0	0	0	0
UT	0	0	0	0
VA	0	0	0	0
VT	0	0	10	0
WA	0	0	0	0
WI	0	0	0	0
WV	0	0	0	0
WY	0	0	100	0

*DC retains 100% of funding.

How State-Retained EMPG Funds are Invested

State	Regional/Local Coordination/Oversight	Training/ Exercises	State EM Conference	Planning	Technical Assistance in Meeting Federal Requirments
AK	★	★	★	★	★
AL	★	★	★	★	★
AR		★	★	★	★
AZ	★	★	★	★	★
CA	★	★	★	★	★
CO	★	★	★	★	★
CT	★	★	★	★	★
DC	★	★	★	★	★
DE	★	★		★	★
FL	★			★	★
GA	★	★	★	★	★
HI	★	★		★	★
IA	★	★	★	★	
ID	★	★	★	★	★
IL	★	★	★	★	★
IN	★	★		★	
KS	★	★		★	★
KY	★	★	★	★	★
LA	★	★	★	★	★
MA	★	★		★	★
MD	★	★	★	★	★
ME	★	★		★	★
MI	★	★	★	★	★
MN	★	★	★	★	★
MO	★	★	★	★	★
MS		★	★	★	★
MT	★	★	★	★	★
NC	★	★		★	★
ND	★	★	★	★	★
NE	★	★		★	★
NH	★	★	★	★	★
NJ	★	★	★	★	★
NM	★	★	★		★
NV	★	★	★	★	★
NY	★	★	★	★	★
OH	★	★	★	★	★
OK	★	★	★	★	★
OR	★	★		★	★
PA	★	★	★		★
RI	★	★	★	★	★
SC	★	★		★	★
SD	★	★	★	★	★
TN	★	★	★	★	
TX	★	★	★	★	
UT	★	★	★	★	★
VA	★			★	
VT	★	★	★	★	
WA	★	★		★	★
WI	★	★	★	★	★
WV	★	★	★	★	
WY	★	★		★	★

continued next page

How State-Retained EMPG Funds are Invested (continued)

State	Other
AK	
AL	
AR	
AZ	
CA	
CO	
CT	Communications (WebEOC and Inter-operable Communications)
DC	
DE	
FL	Communications
GA	
HI	
IA	Public outreach, incident management system, deployable resources
ID	
IL	24/7 Communications and Operations Center
IN	
KS	WebEOC, Comprehensive Resource Management & Credentialing, Planning software
KY	
LA	Manage a state notification system for use by state and local EM agencies
MA	
MD	
ME	
MI	
MN	
MO	
MS	
MT	
NC	
ND	
NE	
NH	
NJ	
NM	
NV	
NY	Citizen preparedness support
OH	Radiological, Logistics, EOC Coordination, 24/7 Watch Office, Communications, Public Information
OK	5 regional workshops
OR	
PA	Outreach
RI	
SC	Additional technical assistance for planning, training, exercises, situational awareness and communications.
SD	Credentialing equipment/supplies, LIDAR collection and PDA software
TN	
TX	
UT	Public Outreach, GIS services, EMAC Coordination
VA	Grant administration
VT	
WA	Support to Public Education and Outreach. Support to Limited English Proficiency planning. Support to Recovery Planning. Support to Cyber and Critical Infrastructure initiatives.
WI	WebEOC and support; business emergency operations center (public/private partnerships); volunteer agency liaison function; statewide credentialing system; statewide response coordination for state agencies, police, fire; damage assessment support; IPAWS and other alerting systems and support; mobile command center; resources (radio cache, light tower, sandbags).
WV	
WY	

Statewide Mutual Aid Agreements and Authorities

State	Opt In	Opt Out	Legislation	Policy	MOA	Executive Order
AK		★	★		★	
AL				★	★	
AR	★		★			
AZ	★		★			
CA		★	★	★	★	
CO		★	★			
CT		★	★			
DC					★	
DE		★	★			
FL	★		★		★	
GA					★	★
IA		★	★			
ID	★		★		★	
IL	★		★		★	
IN					★	
KS		★	★			
KY				★		★
LA	★		★		★	
MA	★		★		★	★
MD	★		★	★	★	
ME		★	★		★	
MI	★		★			
MN	★		★	★	★	★
MS				★		
MT	★		★			
NC					★	
NH					★	
NM				★		★
NV		★	★			
NY		★	★			
OK	★		★			
OR	★	★	★			
PA	★		★		★	
RI					★	
SC					★	
SD		★	★			
TN			★	★	★	
TX	★		★			
UT		★	★			
VA	★		★		★	
VT					★	
WA		★	★			
WI	★		★		★	
WV		★	★			
WY					★	

Legal Authority to Deploy Volunteers as Mutual Aid Resources

State	Legislation	Policy	MOA	Executive Order
AK	★		★	
AL		★	★	
AR	★			
AZ	★			
CA	★		★	
CO	★		★	★
CT	★			
DC	★		★	
DE	★		★	★
FL	★	★	★	
HI	★			
ID	★		★	
IL	★		★	
IN			★	
KY				★
LA	★			
MD			★	
ME	★			
MI	★		★	
MN				★
MS	★			
MT	★	★		
NC			★	
NE	★			
NJ			★	★
NM		★		
NV	★			
NY	★			
OR	★	★	★	★
PA	★			
RI	★		★	★
SD				★
TN	★			
TX	★			
UT			★	
VA			★	
VT	★			★
WA	★			
WI	★			
WV		★		
WY			★	

Legal Authority to Deploy Private Sector/ Non-Government as Mutual Aid Resources

State	Legislation	Policy	MOA	Executive Order
AL	★	★	★	★
AZ	★		★	
CA	★			★
CO			★	★
CT			★	
FL	★		★	
HI	★			
ID	★	★	★	
IL	★		★	★
KY				★
LA	★			
MD	★		★	
ME			★	
MI	★		★	
MS	★	★		
NC			★	
NE	★			
NJ				★
NM		★	★	
NV			★	
OR	★		★	
PA	★			
RI				★
SD		★		
TN			★	
TX	★			
UT			★	
VA			★	
WV			★	
WY			★	



ABOUT NEMA

NEMA is the professional association of and for emergency management directors from all 50 states, eight territories and the District of Columbia. Established in 1974, NEMA is a primary source of information, support and expertise for emergency management professionals at all levels of government. Through regular Congressional testimony, strategic partnerships and proactive policy positions, the association provides national leadership on all emergency management issues. NEMA also administers the Emergency Management Assistance Compact (EMAC), which is the nation's interstate mutual aid system. EMAC allows states to share personnel, equipment and resources during disaster response and recovery.

HEADQUARTERS OFFICE

National Emergency Management Association
1776 Avenue of the States
Lexington, KY 40511
p: (859) 244-8162

WASHINGTON, D.C. OFFICE

444 North Capitol St., NW
Suite 401, Hall of the States Bldg.
Washington, DC 20001
p: (202) 624-5459
f: (202) 624-5875

\$35.00 For NEMA non-members

To order, please visit the NEMA Online Store at www.nemaweb.org.

